



10 Free Waffle Stitch Crochet Patterns



Posted on 02/08/22 by Veronika Cromwell

Beautiful Waffle Crochet Patterns To Try

This is a collection of amazing free waffle crochet patterns to try. Choose from blankets, pillows or modern garment patterns.



Waffle crochet stitch is such a great stitch to learn. It is an easy combination of basic crochet stitches.

However, the finished results produce a stunning and squishy crochet fabric.

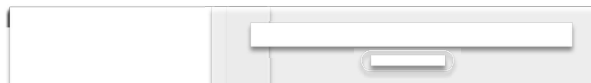
You can use this waffle crochet stitch for various projects. Whether you are looking for a squishy crochet blanket or a squishy sweater, you can certainly use this stitch.

Because the fabric combines stitches worked around the post of stitches, the finished result is a fabric that almost feels like two layers have been crocheted into one.

This is especially useful quality if you want to crochet a super warm and cozy afghan throw or a winter style cardigan.

PIN THESE PATTERNS FOR LATER

Advertisement for bluehost + WordPress: "Sell anything online. Start building" with a "get" button and a small image of a laptop.





Is waffle stitch a yarn eater?

The simple answer is yes.

Waffle crochet stitch does require quite a lot of yarn. This is due to the fact that it almost creates a three dimensional fabric, very much like breakfast waffles.

Although waffle crochet stitch pattern might not be the biggest yarn eater, it is certainly up there with c2c, granny or shell stitches.

Is crochet waffle stitch reversible?

Yes, waffle crochet stitch is reversible and it creates the same looking fabric on both sides.

That is one of the main reasons why this stitch is great for items like crochet throws and blankets as both sides are visible.

10 Free Waffle Crochet Patterns

I have chosen a wide variety of waffle crochet patterns. Whether you are looking for items to decorate your home with squishy accessories or you would like to wear squishy sweater, you will find your next project in this round up.


I have included a couple of baby blankets, pillows and crochet waffle garments too.

These are all great waffle stitch crochet patterns to make!

Watson Waffle Stitch Crochet Cardigan Pattern

Crochet this beautifully textured cardigan using the popular waffle stitch. It is a cozy chunky crochet sweater with loose fit and large pockets.

This cardigan works up very quickly and is easy to construct. It will look beautiful layered over jeans, leggings, or your favourite lounge wear!



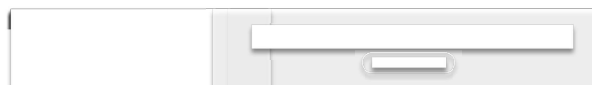
Subscribe to Blue Star Crochet!
Get updates on the latest posts and more from Blue Star Crochet straight to your inbox.

I consent to receiving emails and personalized ads.

SUBSCRIBE

I just love how versatile and stylish this simple cardigan is!

[CLICK HERE](#) for the free pattern.





Waffle Stitch Crochet Beanie Pattern

This beanie has lots of texture and is a very cozy hat! It is worked in round bottom up.

You can add a pompom to the top, or leave it without, both options look great!

The waffle crochet stitch will give it super warm and extra squishy texture!

[FOLLOW THIS LINK](#) for the free pattern.



Baby Boy Crochet Blanket Pattern


This crochet baby blanket



is perfect for the entire pattern. And the border is just one row repeat.

The waffle stitch will create a super squishy crochet blanket for new arrivals.

You can find the free pattern **[ON THIS WEBSITE.](#)**

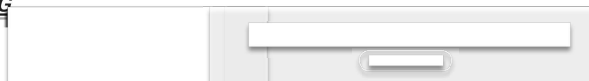


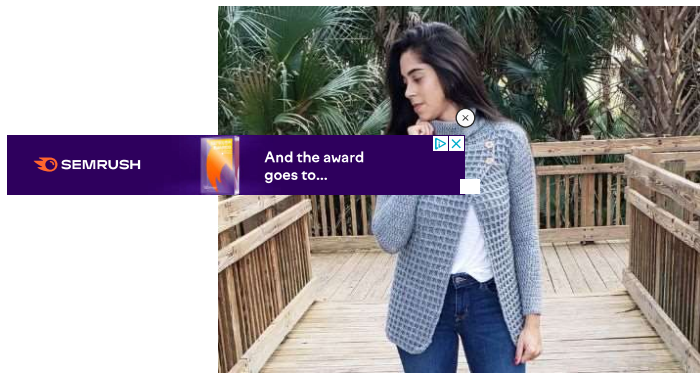
Breakfast In Bed Waffle Stitch Crochet Sweater Pattern

This modern sweater is the perfect project for crocheters of any level. Simple construction and easy stitch repeat will make this sweater your new favorite makes.

The unique texture of the waffle stitch, paired with interesting construction elements, make this cardigan a popular pattern. The pattern is size inclusive and comes in sizes XS-5XL.

Check out the free pattern **[ON THIS BLOG](#)**





Squishy Pillow

This waffle stitch crochet pillow is crocheted with bulky weight yarn so it works up really quickly.

The tassel accents are optional, however they give this pillow an awesome, modern touch.

You can use variegated yarn or choose a single color, whatever matches the decor of the room.

You can find the pattern [HERE](#).



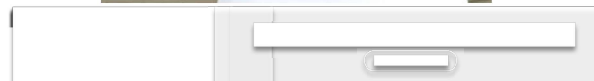
Beginner Waffle Crochet Scarf

The Waffle Stitch Crochet Scarf is a beautifully textured scarf. It would make a wonderful charity scarf or a fabulous crochet gift for loved ones.

It is crocheted in the stunning waffle stitch, it is the perfect neutral and cozy accessory for anyone!

Because it is an easy project, you can try it even if you have never used waffle stitch before.

The pattern is [AVAILABLE HERE](#).



This gorgeous blanket is made up from the squishy waffle stitch. Not only is it very attractive, with amazing texture, but it's also super easy to work up even for a beginner crocheter.

And with a simple 2-row repeat, you'll be able to make it in no time!

[FOLLOW THIS LINK](#) for the free pattern.



Waffle Stitch Crochet Cardigan Pattern

The waffle stitch crochet pattern is a simple stitch technique that gives this crochet cardigan loads of texture and squishiness.


It has an easy construction that is worked in one flat piece.

Although the waffle texture is squishy, because the pattern uses fingering weight yarn, it is still light fabric with drape.

The pattern is available **[HERE](#)**



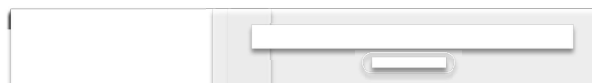
All Purpose Easy C



Crochet dishcloths are the perfect way to practise a new stitch while creating something useful.

They also make a great housewarming gift and are environmentally friendly.

Check out the pattern **[BY CLICKING HERE](#)**.



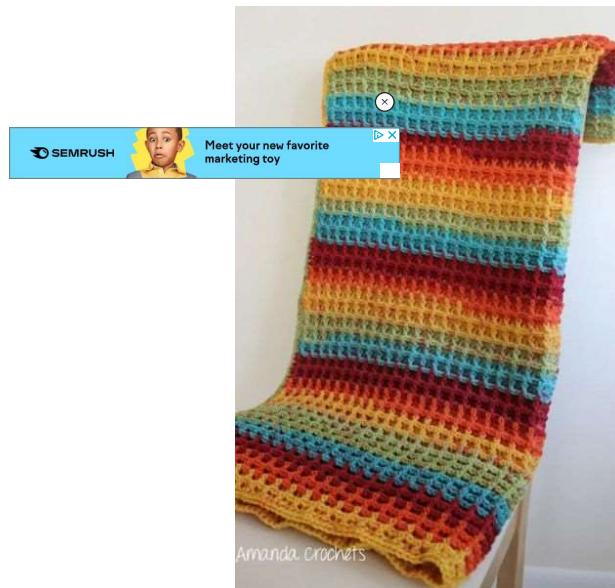


Waffle Stitch Blanket Pattern

This blanket pattern has a wonderful texture to it, making it extra cuddly and warm. It will make a statement addition to your home decor.

Whatever size you decide to make, it will be super squishy and warm to use.

You can see the pattern on [THIS WEBSITE](#)



Final thoughts...

I hope you have found these waffle crochet patterns helpful. If you think your crafty friends would find this tutorial helpful, why not share it with them?

If you enjoyed this round up, why not check out these:

1. [40 Free Adorable Crochet Baby Blanket Patterns](#)
2. [10 Easy Crochet Washcloth Patterns For Beginners](#)
3. [10 Stylish Free Crochet Cardigan Patterns For Women](#)

You can share a direct link to this tutorial on your social media.

Do not forget to pin this tutorial to your favourite Pinterest Board so you can easily find it later too.

I also send out a fun and free newsletter to

patterns, hand picked round ups and



You will also become one of my VIPs and receive exclusive discount codes on newly released patterns that I do not share anywhere else!

So, my crochet newsletter is THE place to be! Sign up below today for a free PDF delivered straight to your inbox right after you sign up!

10 Free Waffle Stitch Crochet Patterns

About Veronika Cromwell



Hi, I'm Veronika! I design modern and wearable crochet garments, accessories and homewares. Grab your hook and find your next project!

[View all posts by Veronika Cromwell](#)

Posted in [Pattern Collections](#)

Tagged [waffle crochet patterns](#), [waffle stitch](#)



RELATED POSTS

[10 Free Crochet Bucket Hat Patterns For All Seasons](#)

Posted on [08/06/22](#) by [Veronika Cromwell](#)

[10 Modern Crochet Sweater Pattern Ideas For Women](#)

Posted on [14/04/22](#) by [Veronika Cromwell](#)

[25 Amazing Mother's Day Crochet Ideas For Gifts](#)

Posted on [16/03/22](#) by [Veronika Cromwell](#)

LEAVE A REPLY

